





Since 1962

INDIA'S MOST RELIABLE  
**DESIGNER TILES**  
& STONE COMPANY

[www.thestonepeople.in](http://www.thestonepeople.in)



30x60 - 12"x24"



30x30 - 12"x12"

As strong and hard-wearing as the dolomitic stone that inspired it, the oblique collection is designed for exterior use in public and private spaces where the highest technical performance is required in terms of weathering and stress resistance. With its elegant surface design and appealing colours, it is ideal for architectural applications in both classic and contemporary styles.

#### APPLICATION AREA

WALL	FLOOR	TRAFFIC	EXTERIOR	SHOWER	WET AREA	POOL	CAR PARKING	TERRACES AND BALCONIES
Yes	Yes	Standard Commercial	Yes	Yes	Yes	Yes	Yes	Yes



# The strength of outdoor design technical features



Durable over time



Resistant to Loads



Suitable for Commercial



Stain Resistant



Rectified



Anti Slip



Stain Resistant




Resistant to Acid and Chemicals



Suitable for Car Parking

## FINISHES

Texture



GRIP



NATURAL STONE



HAMMERED EDGE



CLEFT STONE



SOFT STRUCTURED



MATT

## PACKING FORMAT Sizes, Formats

Piece x

m<sup>2</sup> x

kg x

x



**298x600**  
12" x 24"

All designs without any floral(decor) print, All plain

4

0.715  
7.70 Sq.ft.

18

56



**298x298**  
12" x 12"

Some designs without any floral print, All plain  
Some designs with floral prints in 25-30% ratio and rest pieces w/o decor print in **same box**  
we have no different packing in 30x30 for plain and floral pieces

7

0.621  
6.69 Sq.ft.

16

64

**Patio pack**  
Special Pieces



**147x298**  
6" x 12"

12

0.525  
5.66 Sq.ft.

13

32



**147x147**  
6" x 6"

24

0.519  
5.58 Sq.ft.

13


32

## Quantity Calculation As per laying pattern

There are different no. of boxes required (30x60 and 30x30) for different laying styles in a particular area. Follow Laying Pattern proposal sheet to calculate required no. of boxes as per selected laying style.



4mm  
Spacer mandatory







NORMAN GREY

Joint colour / Suggested grouting

■ Warm Grey 129



NORMAN NEST

Joint colour / Suggested grouting

■ Hemp 108



NORMAN GREY  
2981600, 2981608



NORMAN NEST  
2981600, 2981608





HAMMERED EDGE  
FINISHED



TALCO BEIGE



MATT  
FINISHED



OXIDO COPPER


Joint colour / Suggested grouting



Quarry Red 119



Mayan Red 120



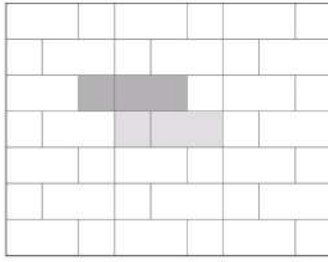


HAMMERED EDGE  
FINISHED

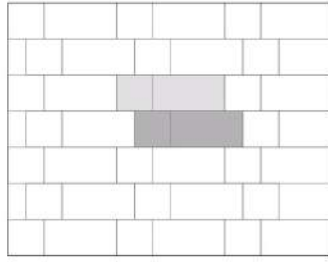


COTTO NATURAL


2 SIZEs




30x60 - 67% | 30x30 - 33%




30x60 - 67% | 30x30 - 33%



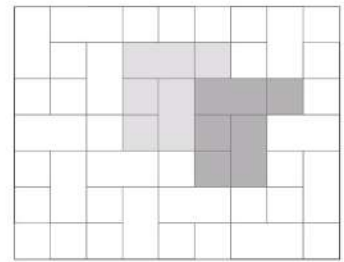
30x60 - 67% | 30x30 - 33%



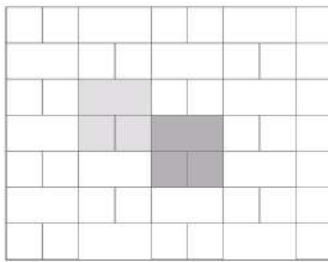
30x60 - 67% | 30x30 - 33%



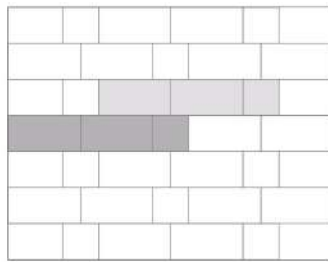
30x60 - 80% | 30x30 - 20%



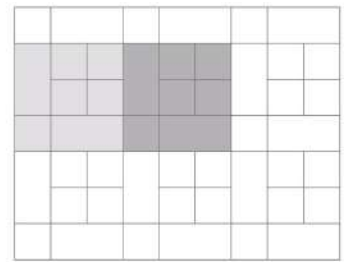
30x60 - 57% | 30x30 - 43%



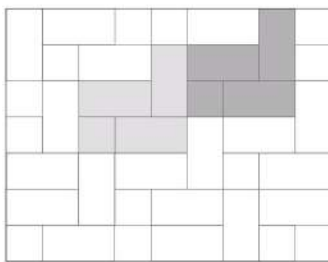
30x60 - 50% | 30x30 - 50%



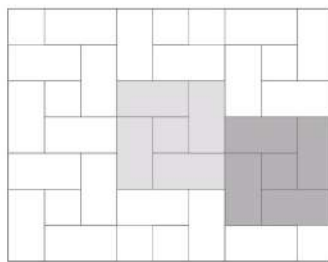
30x60 - 80% | 30x30 - 20%



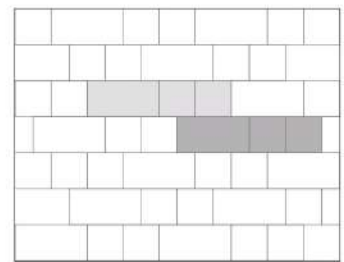
30x60 - 45% | 30x30 - 55%



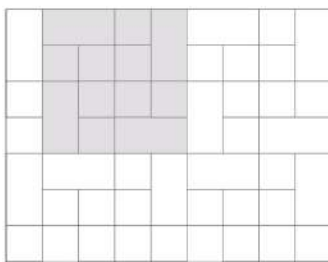
30x60 - 85% | 30x30 - 15%




30x60 - 89% | 30x30 - 11%




30x60 - 50% | 30x30 - 50%



30x60 - 50% | 30x30 - 50%




30x60 - 75% | 30x30 - 25%




30x60 - 89% | 15x15 - 11%



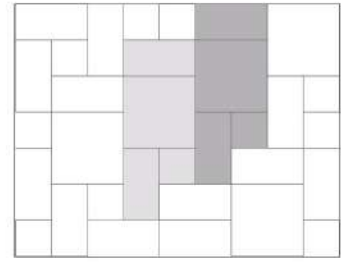
3 SIZES



30x30 - 57% | 15x30 - 29%  
15x15 - 14%

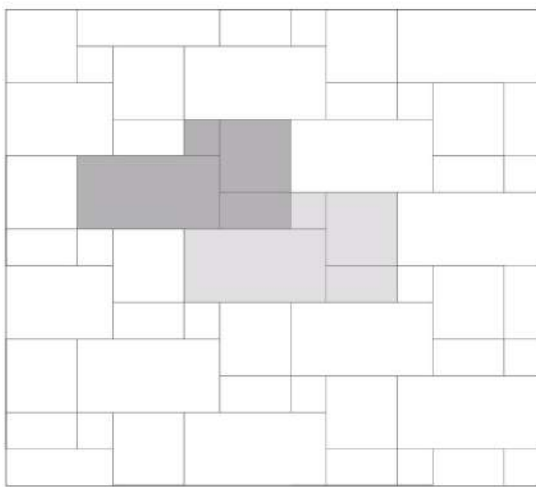


30x30 - 57% | 15x30 - 29%  
15x15 - 14%

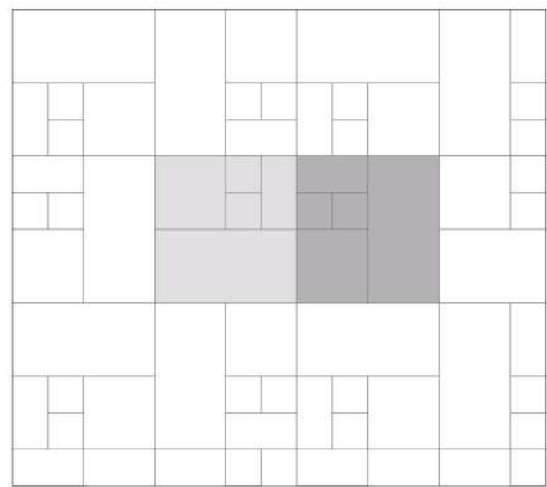


30x30 - 44.5% | 15x30 - 44.5%  
15x15 - 11%

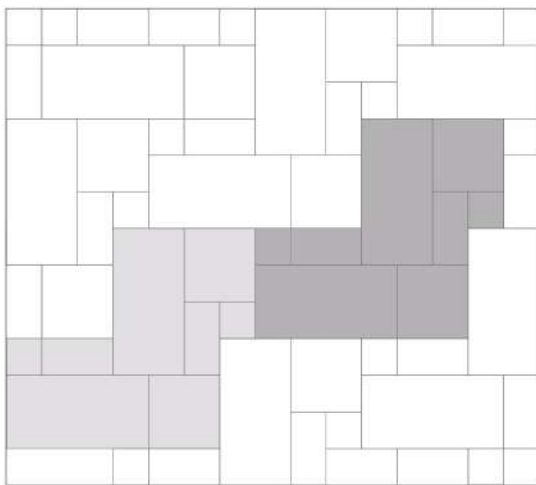
4 SIZES



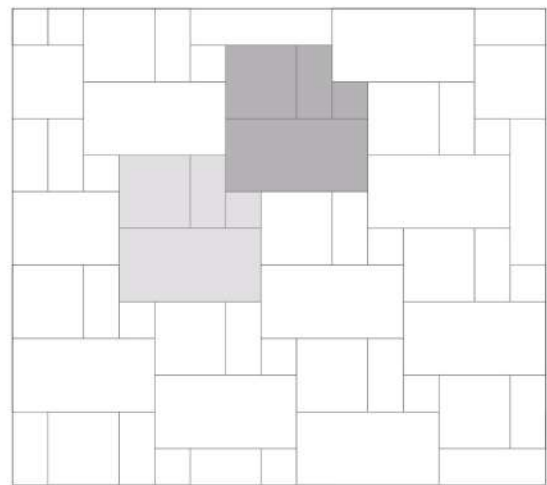
30x60 - 53% | 30x30 - 27% | 15x30 - 13% | 15x15 - 7%



30x60 - 50% | 30x30 - 25% | 15x30 - 12.5% | 15x15 - 12.5%



30x60 - 53% | 30x30 - 27% | 15x30 - 13% | 15x15 - 7%



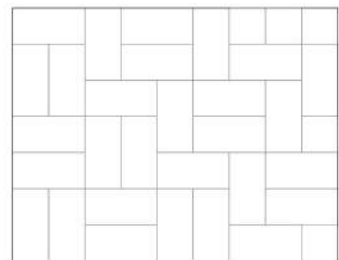
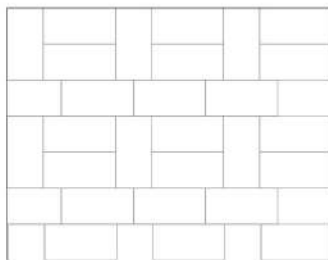
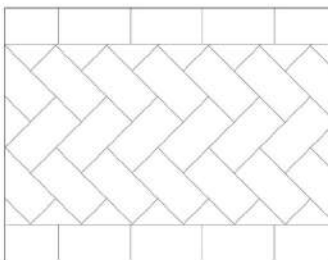
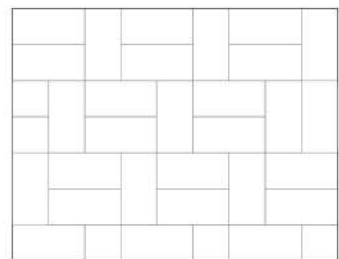

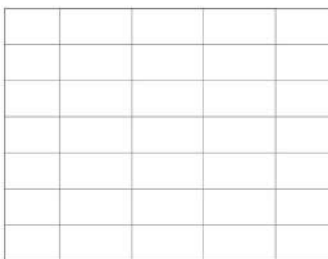


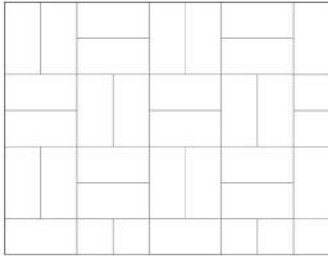
30x60 - 53% | 30x30 - 27% | 15x30 - 13% | 15x15 - 7%

 FOR PROPER INSTALLATION WE STRONGLY RECOMMEND 4MM GROUT JOINT

*Make your tile layout more interesting by switching up the pattern !  
These work with a variety of sizes and colors.*

30x60 SIZE

ONE TILE, MANY STYLES



### LAYING SUGGESTIONS

Before laying (of) ceramic material, you should take the following aspects into account:

- Check if the ceramic material is suitable for (use at) the selected site, according to its specifications and technical characteristics;
- Check whether there is enough material to conclude the work;
- Check the boxes to see/confirm in the boxes if the product is in the same shade, choice and caliber.
- Designers has to establish the correct way of application of the tiles depending on the structure and the foreseen utilization of the floor.

The good performance of the ceramic material depends strongly on the conditions of application for which it is extremely important to ensure the following assumptions:

#### 01 BASE

The base must be stable, free of debris, dust and cracks. Curing times and stability of the treatments to which the support may have been subjected should be respected. You should check its flatness and stabilize it, if necessary with the help of products suitable for the purpose.

#### 02 MATERIAL

For a better visual effect of the product, it is advisable to use alternating ceramic pieces taken from various packages simultaneously. If the product has shade variations or has different graphics and shades, it should be applied randomly.

#### 03 JOINTS FOR TILE-LAYING

For a perfect application of the ceramic pieces, you should definitely use joints. They fulfill important aesthetic and technical functions, facilitating alignment of the materials, absorbing any possible deformation liable to be felt in the structure thus preventing the transmission of deformations to the ceramic pieces. For proper laying use of 4mm grout is essential, installation without joints is not recommendable at any technical point of view.


#### 04 PACKAGING WASTE MANAGEMENT

Packaging Waste (cardboard) should be placed in locations available for recycle, namely in Eco points or adequate systems.

### NOTE

All sizes are nominal. The colours and appearance features of the products are as close as possible to reality, within the limitation of this digital print.





## THE STONE PEOPLE

D - 200, Marble Market,  
Mansarovar Garden,  
New Delhi - 110015.  
INDIA.

+91 11 2511 1111 | +91 98739 39391  
stonepeopleindia@gmail.com

[www.thestonepeople.in](http://www.thestonepeople.in)